

Great Wood Keeping In Touch Summer Term 2

Hello From Great Wood



Welcome to our next lockdown newsletter. We hope that you have had a good week and enjoyed your creative challenges. We also hope that you are coping with home schooling and that the children are having fun with their work. Within this edition we have lots of examples of our children's creativity, more activities and information that you might find useful. Enjoy!

Keeping In Touch

We are here to help, please do not hesitate to contact us.

Office: office@greatwood.staffs.sch.uk

Text: +441538542095

Mrs Rees: receptionandyearone@tmpf.staffs.sch.uk

Mrs Roberts: yearoneandyeartwo@tmpf.staffs.sch.uk

Mrs Furnival: yearthreeandyearfour@tmpf.staffs.sch.uk

Mr Adamson: yearfiveandyearsix@tmpf.staffs.sch.uk

**KEEP
IN TOUCH
AND
SEE YOU
SOON!**

Home Learning Top Ten Tips

1. Create a clear routine, but don't be too rigid.
2. Reach a compromise that everyone is happy with.
3. Don't worry about the curriculum: it's more important to keep your child engaged so learning habits don't disappear.
4. Log on to Oak National Academy, the country's first free online classroom.
5. Use online resources from teachers, before trying to teach a new topic yourself.
6. Preserve family harmony and minimise stress.
7. Break the day into chunks.
8. Plan some activities your child can do unsupervised, for when you need to work.
9. Make time to read together as a family.
10. If your child shows a passion for something, let them explore it to their heart's content.

**TOP
TIPS**

**STAY AT
HOME** 

**PROTECT
THE NHS**

 **save
lives**

Happy 100th Birthday Captain Tom



Here are some of our amazing children's creative birthday cards for Captain Tom Moore. Our Great Wood children have armed themselves with pens, crayons, paints and pencils and produced these fantastic 100th birthday tributes for an extremely worthy recipient, as a mark of respect and gratitude to a great human being. Great Wood wish you an extremely Happy 100th Birthday Captain Tom, enjoy every second. Thank you!



Free Online Resources


BBC are bringing your subject to life with interactive lessons featuring some of the BBC's biggest brands and presents, please visit <https://www.bbc.co.uk/teach/live-lessons>

Wildfowl & Wetlands Trust are offering lots of science resources and activity packs, available at : https://www.wwt.org.uk/discover-wetlands/home-learning-and-family-fun?gclid=EAlaIqobChMIONKHl4GL6QIVAuDtCh1iywvEAAAYiAAEqJ0kfD_BwE

VE Day 75th Anniversary Celebrations

When VE Day dawns on 8th May 2020 it will be 75 years since the guns fell silent at the end of the war in Europe. Years of carnage and destruction had come to an end and millions of people took to the streets and pubs to celebrate peace, mourn their loved – ones and to hope for the future, but not forgetting those still in conflict until 15th August when it was announced that Japan had surrendered unconditionally to the Allies, effectively ending World War II.

The 75th anniversary will provide our nation, and our friends around the world, with an opportunity to reflect on the enormous sacrifice, courage and determination of people from all walks of life who saw us through this dark and terrifying period. To commemorate this important time we are organising VE Day 75, a three-day international celebration that will take place from 8th May to 10th May 2020.



It will be an opportunity for us all to remember the enormous sacrifices that were made at home and abroad and to joyously celebrate as people did 75 years ago, the arrival of peace in Europe.

Use the resources below to find out about VE day and then plan how you and your family could mark this international celebration. How about:

- Cooking/baking a recipe from the 1940's
- Have an indoor 'street party' in your own home with household members only and use online resources to party with others, e.g.: a Zoom/Skype/WhatsApp party. **Please do not invite other people around, remember to follow the social distancing and Government guidelines.**
- Decorate your home red, white and blue
- Paint Union Jack flags on children's faces
- Hold a fancy dress competition with 1940s theme
- Have a go at trying to recreate some hairstyles from the 1940s
- Recreate/play some of the 1940's games that were popular
- Enjoy a singalong with some music from the 1940's, especially a poignant classic – 'We'll Meet Again'
- Complete a creative writing task where children imagine being a part of the celebrations, design a newspaper front page from the day or draw a picture of the celebrations in London (see resources below)

I am sure you can think of many other fun ways to celebrate VE day with the nation alongside your family.

Remember to email your photos/videos to school so we can share with our Great Wood community the wonderful way in which we have honoured and paid our respects to all those who lived through World War Two.

Resources:

Official Government Toolkit: includes bunting, posters to colour, event info - <https://ve-veday75.gov.uk/toolkit/>

Dan Snow's VE Day Challenge - <https://ve-veday75.gov.uk/dan-snows-ve-day-challenge/>

VE Day 2020: Facts and ideas to celebrate VE 75th Anniversary - <https://www.twinkl.co.uk/event/ve-day-2020>

Video explanation about VE day - <https://www.bbc.co.uk/teach/class-clips-video/history-ks2-ve-day/z7xtmfr>

Unit of work based on WW2 and facts about VE day-

https://central.espresso.co.uk/espresso/primary_uk/subject/module/video/item339665/grade2/module1254343/index.html


Recipe ideas from 1940 - https://content.twinkl.co.uk/resource/b2/19/T2-H-4750-Wartime-Recipe-Booklet.pdf?_token=&exp=1588056541~acl=%2Fresource%2Fb2%2F19%2FT2-H-4750-Wartime-Recipe-Booklet.pdf%2A~hmac=94746243dd843ee9da6c8a921df970b2a0dce187d978ce1d4f760e1e705a7782



Activity Sheets

Scholastic are encouraging creativity outside the classroom.

A range of creative and educational activities for children to do at home. Find a wide range of free downloadable activity sheets to tie in with all of your favourite book characters.



<https://shop.scholastic.co.uk/covid-19-home-learning-coronavirus>

Birthdays!

We'd still love to celebrate each and every one of our Great Wood children's Birthdays.

Please send us your child's birthday pictures to office@greatwood.staffs.sch.uk so we can wish them a very Happy Lockdown Birthday!



Free School Meals

If your circumstances have changed during these difficult times - FREE school meals are available for some families, which meet specific criteria. The online checking service is a faster way of applying for free school meals, which gives you an instant yes, or no answer as to your entitlement. The link can be found on the website at www.staffordshire.gov.uk/freeschoolmeals.

Please contact us at office@greatwood.staffs.sc.uk if you qualify and we will be able to help with food equivalent to a packed lunch at school.



Window Rainbows

Be well, be safe and know that we will all be together again soon!



TAKE EXTRA CARE.



#takeextracare

Road Safety GB

30 Days Wild

This June, join thousands of people taking part in the annual nature challenge, 30 Days Wild!

Would you like to do one wild thing a day throughout the whole month: for your health, wellbeing and for the planet. That's 30 simple, fun and exciting Random Acts of Wildness. please see the link below for more details:

<https://action.wildlifetrusts.org/page/57739/petition/1>




We love seeing what you have been up to during isolation, keep sending us your pictures!

Katy-Hope Year 1 - Katy-Hope has really enjoyed doing her home learning, having lots of fun with her mum and doing PE with Joe Wicks. She has also been very creative at home, that is an amazing volcano Katy-Hope, you have been busy!



Jess Year 6 - Jess likes to do school work so has been very busy. She has done everything on the school website, plus a whole lot more! Jess loves to read and has read 6 books so far!



Jacob Year R - Jacob has been going on lots of walks as part of his daily exercise. He has drawn some fantastic pictures and his dad helped him draw a dragon too!



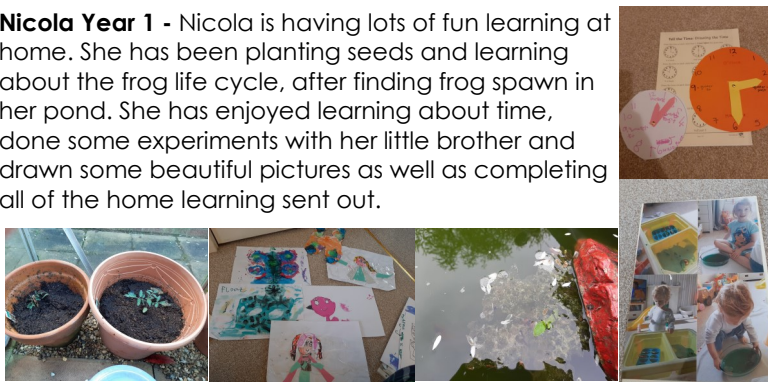
Alyssa Year 6 - Alyssa has been getting creative in the kitchen, looks like she did a great job, but she didn't think the Nutella or peanut butter ones worked so well!



Mahia Year R - Mahia has been accessing the home learning. She has designed and made huge pirate flag and been learning about rhyming with her mum.



Nicola Year 1 - Nicola is having lots of fun learning at home. She has been planting seeds and learning about the frog life cycle, after finding frog spawn in her pond. She has enjoyed learning about time, done some experiments with her little brother and drawn some beautiful pictures as well as completing all of the home learning sent out.



Evie Year 1 - Here is Evie Nutt she has been going for walks for her daily exercise, done a science experiment with sweets and had a go at playing the guitar.



Lacey's Quarantine Story

I'm pretty sad being in quarantine because I can't see my friends. It really hits me hard to know that I can't see them. Anyway I'm starting to like school work more and I have been finding out about how Covid 19 started in China. I'm really sorry that so many people have died of the Coronavirus. I hope my family and friends don't get it. I'm missing my family and friends and it makes me sad that I can't see them but I've been keeping myself busy playing in the garden, games like rounders, cricket, hide and seek and running challenges! I have been on lots of walks exploring which has been fun and is keeping me fit. I have helped in the house and the garden and learned lots of new things. I have helped Mummy with cooking, cleaning and baking. The baking was the most fun especially being able to eat all of the cakes and biscuits! I have helped my Daddy in the garden building his summer house. He showed me and Summer how to do the painting. I am hoping that Coronavirus is gone soon and I can go back to school but until then I hope everybody stays at home and stays safe.



From Lacey McAlpine, Year 2

We love seeing what you have been up to...

Evie Year1 - Evie B has enjoyed completing the home learning activities and used items around the house to support her maths learning. She designed a beautiful pirate flag and has dyed her hair pink to match. She completed some fab writing about Jake's first day and had a chill in the hot tub with her brother too.



Heidi Year R - Heidi has been making pasta, been on bike rides for her daily exercise. She made her own shop and was pretending to sell essential items. She has enjoyed a story time with her Nan and Grandad via video chat and has drawn a beautiful picture of Heidi and Mrs Rees on the beach.



Emma Year R - Emma has been working really hard. She can be seen here enjoying reading and accessing the home learning activities, making 3D shapes and playing a maths game. Emma also had good fun following an exercise video with her brother William.



Martha Year 1 - Martha has been busy following her class pirate theme and created her very own pirate map!




Noah Year R & Georgia Year 5 - Noah and Georgia have had fun baking cakes at home. Noah designed his own pirate flag and decided to dress up to show off his pirate skills. He also drew a dragon on his own as part of his learning about St. George's day.



Olivia Year 5 - Olivia has been baking and spending plenty of time in the garden when the sun is out. She had a virtual tour of Chester zoo which she loved. She played around with the 3d animals on google. Olivia along with her brother and sister were in the news paper for their colourful pictures decorating our door.



Josie Year 2 - Josie has been keeping super busy. She has been learning about all the places her mum and dad have travelled to. Josie and Tabatha have planned a round the world trip on facetime and Josie made a travelling machine out of a giant cardboard box. She's done tie dying and gardening, planted sun flowers, which she is measuring every day. All the girls have been keeping in touch on group chats, which they have enjoyed.



Please have a go at our Great Wood challenges. Answers will be in next weeks newsletter.

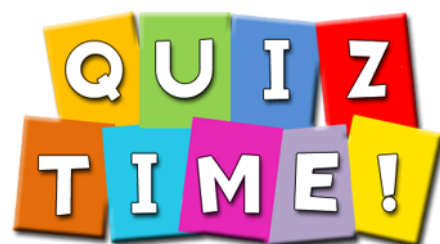
Great Wood – Anagrams



brve	-----	jdcaevtie	-----
nno	-----	mdteniree	-----
ptinopsrei	-----	vardbe	-----
elraitc	-----	ntoinncjuoc	-----
npruoo	-----	stnse	-----
shreap	-----	gprhaaapr	-----
tcsneeen	-----	srosamlco	-----
sculae	-----	ardengi	-----
		infedsr	-----

Great Wood – Quiz

1. How many sides does an octagon have?
 - a. 7
 - b. 6
 - c. 8
2. What is a 3D circle?
 - a. Ball
 - b. Oval
 - c. Sphere
3. How many vertices does a cube have?
 - a. 12
 - b. 9
 - c. 8
4. What do the angles of a triangle add up to?
 - a. 360°
 - b. 180°
 - c. 90°
5. How many degrees are there in a right angle?
 - a. 30°
 - b. 60°
 - c. 90°
6. An obtuse angle is greater than how many degrees?
 - a. 45°
 - b. 90°
 - c. 55°
7. Which shape has 4 equal sides?
 - a. Rectangle
 - b. Square
 - c. Triangle
8. Which of these shapes has a line of symmetry?
 - a. Square
 - b. Scalene triangle
 - c. Parallelogram
9. What Fraction is equal to 4/16?
 - a. Half
 - b. Third
 - c. Quarter
10. Which of these is an even number?
 - a. 11
 - b. 20
 - c. 15



[Gov.uk - Mental Wellbeing](#)

This list of mental wellbeing resources is based on the recommendations of trusted partners.

It is designed to provide guidance on how to support the wellbeing of children and young people being educated remotely.

Many organisations already working with schools will be able to provide remote support, and schools are encouraged to discuss what ongoing support might be available during this time.

Mental Wellbeing: Primary

Anna Freud National Centre for Children and Families

Website: <https://www.annafreud.org/what-we-do/anna-freud-learning-network/coronavirus/>

Key stages: early years foundation stage to key stage 2

Description: wellbeing advice for all those supporting children and young people.

Registration: not required

British Psychological Society (BPS)

Website: <https://www.bps.org.uk/news-and-policy/bps-offers-advice-schools-parents-and-carers-help-children-through-uncertainty>

Key stages: early years foundation stage to key stage 2

Description: advice on dealing with school closures and talking to children about COVID-19.

Registration: not required

Children's Commissioner

Website: <https://www.childrenscommissioner.gov.uk/publication/childrens-guide-to-coronavirus/>

Key stages: early years foundation stage to key stage 2

Description: a downloadable guide for children about coronavirus.

Registration: not required

MindEd

Website: <https://www.minded.org.uk/>

Key stages: early years foundation stage to key stage 2

Description: an educational resource for all adults on children and young people's mental health.

Registration: not required, but registration increases functionality

The Child Bereavement Network


Website: <http://www.childhoodbereavementnetwork.org.uk/covid-19.aspx>

Key stages: early years foundation stage to key stage 2

Description: advice on supporting grieving children during the coronavirus outbreak.

Registration: not required

Week One Puzzle Answers:



n	o	r	a	d	t	i	u	c	r	e	e	h	t	
i	f	i	h	b	o	r	s	t	e	e	e	y	b	w
r	o	l	o	q	d	a	l	b	o	c	r	e	e	n
t	t	r	m	e	e	p	o	e	h	t	c	t	s	i
l	o	h	b	a	c	e	i	a	u	a	s	r	n	e
o	t	e	u	g	a	z	l	t	o	n	q	t	i	r
a	c	p	s	i	h	i	o	e	u	g	u	r	n	n
h	e	t	c	e	e	u	j	v	t	l	a	i	n	t
r	h	a	a	i	d	m	r	i	a	e	r	a	i	l
l	t	g	f	g	r	o	t	n	a	l	e	n	r	a
e	a	o	w	o	c	s	l	o	a	n	g	d	n	
n	m	n	e	n	n	n	l	o	a	s	t	l	r	b
u	h	e	x	a	g	o	n	e	t	a	t	e	r	o
p	a	r	a	l	l	e	l	o	g	r	a	m	l	l
u	p	e	n	t	a	g	o	n	t	e	t	d	k	o

2	4	3	1	9	8	7	5	6
7	1	6	5	2	3	9	8	4
8	9	5	7	4	6	1	3	2
5	8	4	6	1	9	2	7	3
6	7	2	8	3	5	4	1	9
1	3	9	2	7	4	5	6	8
3	5	1	9	6	2	8	4	7
4	2	7	3	8	1	6	9	5
9	6	8	4	5	7	3	2	1

a	b	u	h	n	s	e	r	t
r	e	n	b	u	t	s	a	h
t	s	h	r	e	a	b	u	n
n	h	a	u	b	r	t	s	e
b	r	t	e	s	h	a	n	u
s	u	e	a	t	n	r	h	b
e	a	b	n	r	u	h	t	s
u	t	r	s	h	e	n	b	a
h	n	s	t	a	b	u	e	r

Anagrams

1. School
2. Lesson
3. Teacher
4. Field
5. Assembly
6. Fun
7. Playground
8. Lunchtime
9. Maths
10. Grammar
11. Football
12. Netball
13. Classroom
14. Reading
15. Friends

Answers: Great Wood – Quiz

1. How is vegetation important to the environment?
 - a. It produces oxygen
 - b. It produces carbon dioxide
 - c. It produces hydrogen

2. Which of the following power sources is not renewable?
 - a. Petrol
 - b. Solar power
 - c. Wind turbines

3. Which is the most eco-friendly form of transport?
 - a. Car
 - b. Truck
 - c. Bike

4. Which of these items are not recyclable?
 - a. Glass
 - b. Paper
 - c. Pens

5. A plastic bottle takes approximately how long to break down?
 - a. 50 years
 - b. 230 years
 - c. 450 years

6. Which of the following is not used to generate electricity in the UK?
 - a. Solar power
 - b. Hydropower
 - c. Perfume

7. When recycling glass which of the following colours is not common for sorting?
 - a. Blue
 - b. Clear
 - c. Green

8. Which natural resource is not an ingredient in glass bottles?
 - a. Sand
 - b. Dirt
 - c. Limestone

9. How many years does it take a single aluminium can to decompose?
 - a. 20-40 years
 - b. 80-100 years
 - c. 100-120 years

10. How much of the water on Earth is available for people to use?
 - a. More than 10%
 - b. Less than 7%
 - c. Less than 1%